

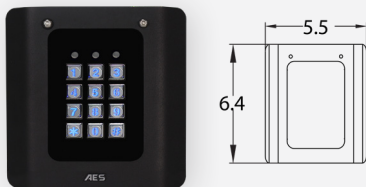
STANDALONE KEYPAD



- Stand alone keypad for access control.
- Useful to add as a pedestrian gate access or exit keypad.
- LED Indicators for status.
- 24v 2A Power supply included.

DETAILS

Power	24v d.c
Current	34mA Standby. 110mA latched relay.
Weather Rating	IP55
Relay Type	N/C and N/O. Latching & momentary.
Relays	3
Keypad/card Codes	1200 (across 3 relays)
Wiegand Output	26 and 34 bit
Egress Input	Yes (used for PTE)




SA-ABK-US

ARCHITECTURAL MODEL
All black panel with acrylic module, blue lit keypad & backlighting.



SA-ASK-US

ARCHITECTURAL STEEL MODEL
Steel panel with Sliver acrylic module, blue lit keypad & backlighting.



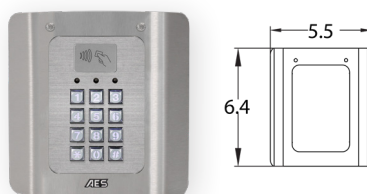
SA-PBK-US

PEDESTAL MODEL
All black hooded panel with black acyclic module, blue lit keypad.



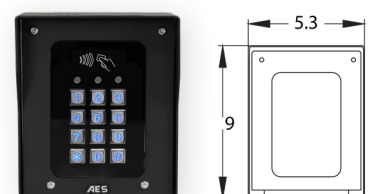
SA-ABPK-US

All black panel with acrylic module, blue lit keypad & backlighting with card reader.



SA-ASPK-US

Steel panel with Sliver acrylic module, blue lit keypad & backlighting with card reader.



SA-PBPK-US

All black hooded panel with acrylic module, blue lit keypad with card reader.