



**Lockey ADD-A-BOLT
Installation Instructions**

Using the provided template, determine where you want to mount the lock, and mark the proper holes.


Drill a 15/16" hole for the drive in deadbolt. File to fit.

Drill the (2) 15/64" holes

Install the drive in deadbolt, making sure it is right side up.

Using the 2 bolts provided, mount the gate box.

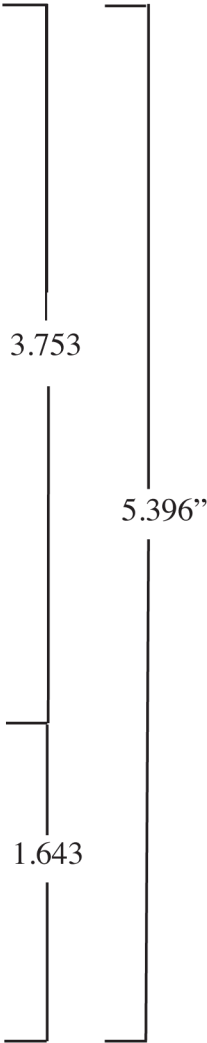

Proceed to follow the M210 instructions (included) on how to install the lock to the gate box



ADD-A-BOLT
TEMPLATE
FOR LOCKEY USA M210



WWW.LOCKEYUSA.COM



* HIGHLY RECOMMENDED TO DRILL HOLE 15/16" AND
FILE TO FIT. A SLOPPY BOLT WILL NOT SEAT PROPERLY