Install Hinge Block Top & Bottom
One Side of Gate. Top Block Does
Not Have Positive StopThrough Hole

Production Drawing

Arch Top Driveway Gates

Top & Bottom Hinge Pin Recepticle

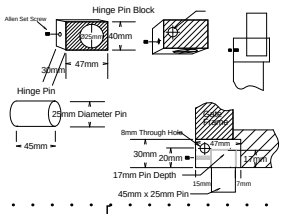

12AS
Single Gate 12'-0"x6'-0"

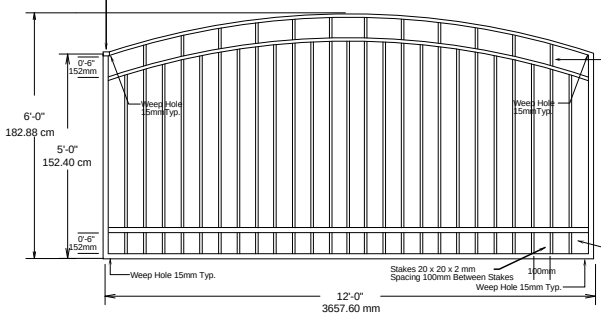

Alternative Detail Cross Section

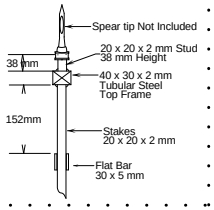

Detail

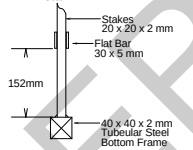

14-AS
Single Gate 14'-0"x6'-0"

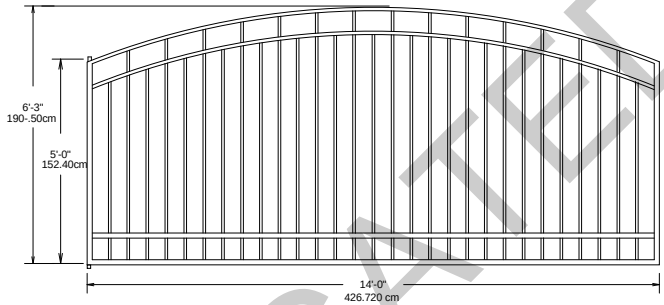

12-AD
Double Gate 12'-0"x6'-0"

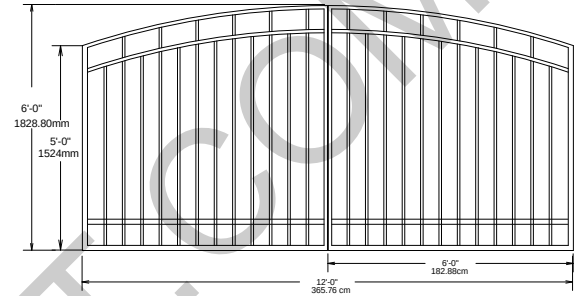

14-AD
Double Gate 14'-0" x 6'-3"

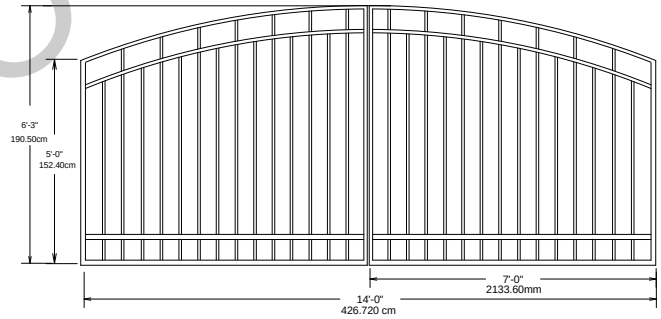

16-AD
Double Gate 16'-0"x6'-3"

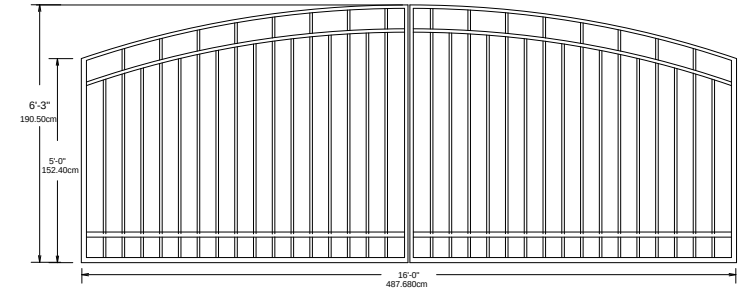

Steel Specs.

Frame Top Horizontal
40 x 30 x 2 mm

2nd Down Horizontal
30 x 5 mm Flat Bar

2nd Rail from Bottom
30 x 5 mm Flat Bar

Frame Sides & Bottom
40 x 40 x 2 mm

Stakes (pickets) 20 x 20 x 2 mm

Page	Rev. #	
1 of 1	Date	

Arch Top Driveway Gates

DRAWING BY: Ken Martini

Date: 02-23-2013 SCALE N/A

File: Duragate Arch Top

GATEDEPOT.COM