

GF-HID

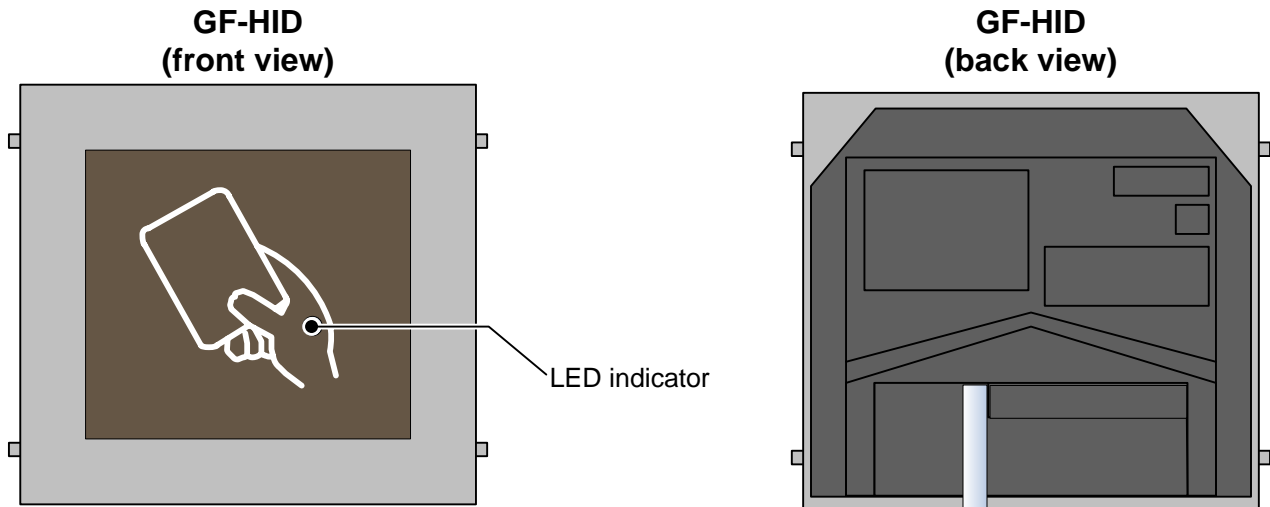
HID Proximity Card Reader Module for GF Entrance Panel

- INSTRUCTIONS -

The GF-HID is an Access Control module for the GF Entrance Panel that contains an HID ProxPoint® Plus Card Reader. This module installs into the entrance panel and cosmetically matches, so a separate card reader does not need to be installed. The card reader provides electronic access to a building through the standard Access Control system, which is not supplied by Aiphone.

INSTALLATION:

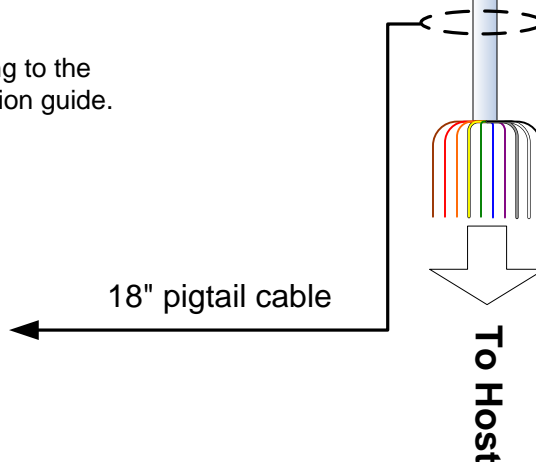
1. Install GF-HID card reader module in the GF entrance panel. (Install in a lower position for ease of access).
2. GF-HID will snap into the GF-2F or GF-3F frame.
3. Secure wire connections as shown on wiring chart.
4. Cut any unused wire so that bare wires are not exposed.
5. Refer to standard GF Installation Manual for complete system information. No additional information pertaining to the Access Control system is provided by Aiphone.



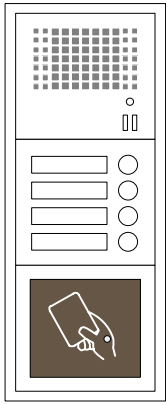
Connecting the Reader to the Host:

Connect the reader to the host according to the wiring table below and the host installation guide.

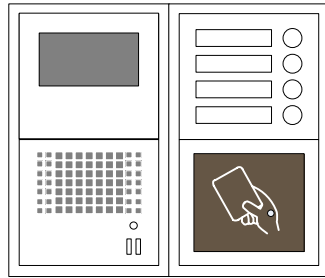
Wiegand	Wire Color
+ DC	Red
Ground	Black
---	Violet
Data0	Green
Data1	White
Shield Ground	Drain
Green LED	Orange
Red LED	Brown
Beeper	Yellow
Hold	Blue



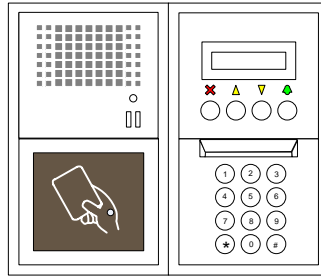
TYPICAL LAYOUTS:



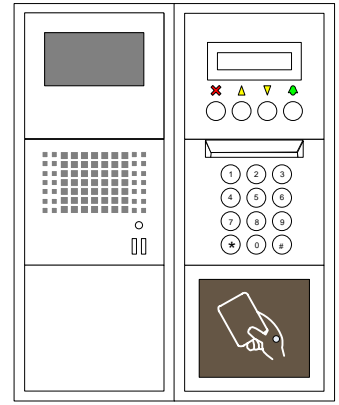
Audio with 4 buttons
and card reader



Video with 4 buttons and
card reader



Digital audio with card reader



Digital video with card
reader

TESTING AND OPERATION:

- When power is applied to the reader, the LED will flash green three (3) times while the beeper beeps simultaneously. The LED will then turn red. This indicates that the microcontroller is operating properly.
- Present an ID card to the reader. (Hold card directly in front of reader module.) The LED will momentarily turn green while the beeper beeps once, indicating that the card was read successfully.

SPECIFICATIONS:

Power Source:	5.0 – 16.0 VDC
Absolute Max. Voltage:	18 VDC
Peak Current:	80 mA
Avg. Current 5V or 12V:	20 mA
Terminations:	Color-coded pre-wired pigtailed
Wiring Distance:	500'
Dimensions (H x W x D):	3 3/4" x 4 3/16" x 1 7/8"
Operating Temperature:	-10° ~ 60° C / 14° ~ 140° F

FCC WARNING:

This device complies with Part 15 of the FCC rules.

Operation is subject to the following two conditions:

- (1) This device may not cause harmful interference.
- (2) This device must accept any interference that may cause undesired operation.

For proper regulatory compliance, the drain wire should be disconnected at the power supply end of the cable.

Changes or modifications not expressly approved by the party responsible for compliance could void the user's authority to operate the equipment.

The Reader is intended to be powered from a limited power source output of a previously certified power supply.

Aiphone Communication Systems
1700 130th Ave. N.E.
Bellevue, WA 98005
(425) 455-0510
FAX (425) 455-0071

TOLL FREE TECHNICAL SUPPORT: (800) 692-0200
TOLL FREE FAX LINE: (800) 832-3765
E-MAIL: tech-serv@aiphone.com

GF-HID Instr.
0605PHJS